

Market Report

March, 2024



Brickell Roads Townhouse

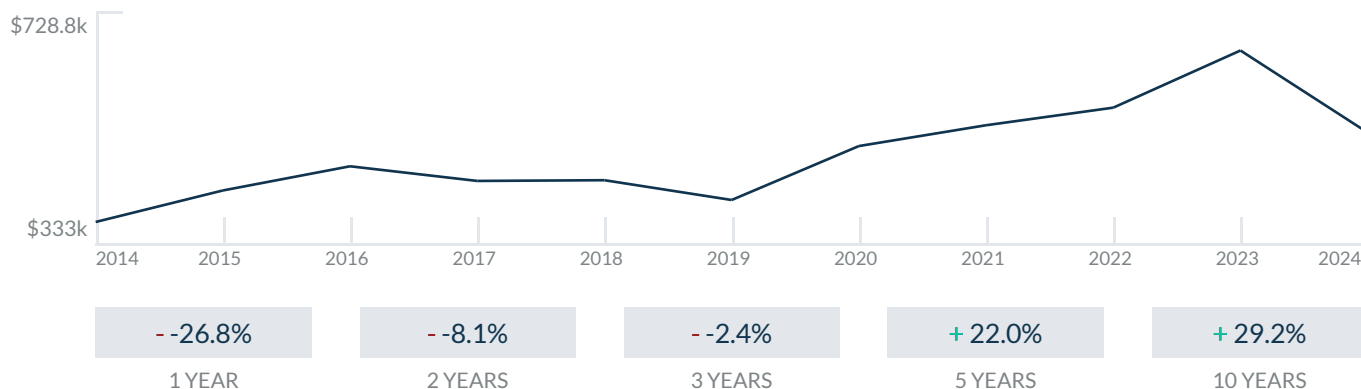
240 SW 15th Rd
Miami, FL 33129

Every month we compile this comprehensive market report focus on Brickell Roads Townhouse in this convenient and easy to read format. Our data comes from more than six different sources including MLS Associations, County Offices and Financial Institutions. Get this report for free every month on our website brickellroadstownhouseforsale.com.

Property Stats

POSTAL CODE 33129

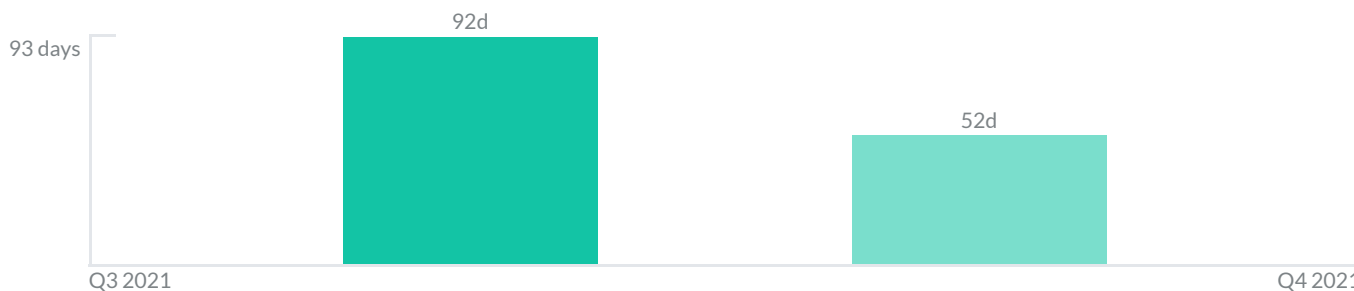
The property stats graph represents the median price evolution since ten years in your postal code area.



Similar Properties

DAYS ON THE MARKET

Everyday 3 months we monitor how many days it takes for similar properties to be sold. This is also a good indicator to know when to buy or sale!

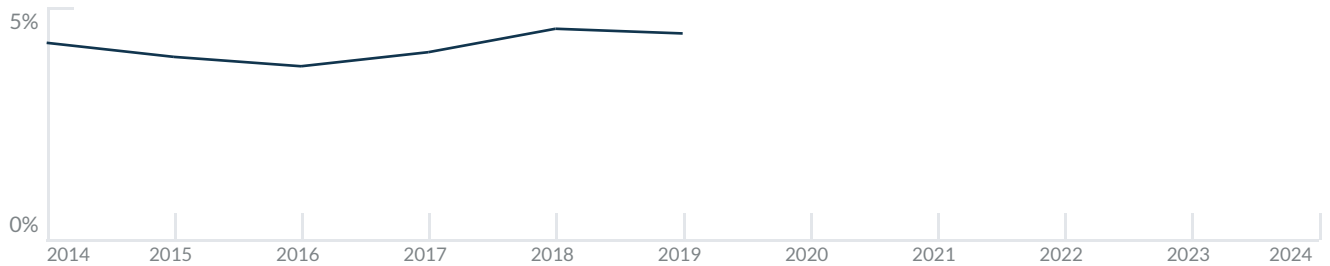


Mortgage Rates

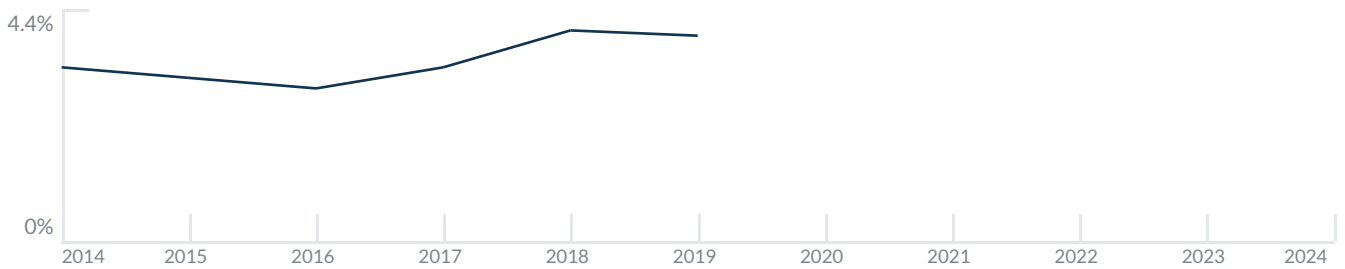
PER YEAR

Understanding mortgage economics is important when you want to buy with a loan. Below is the historical yearly average mortgage rates in the Unites States retrieved from Freddie Mac©

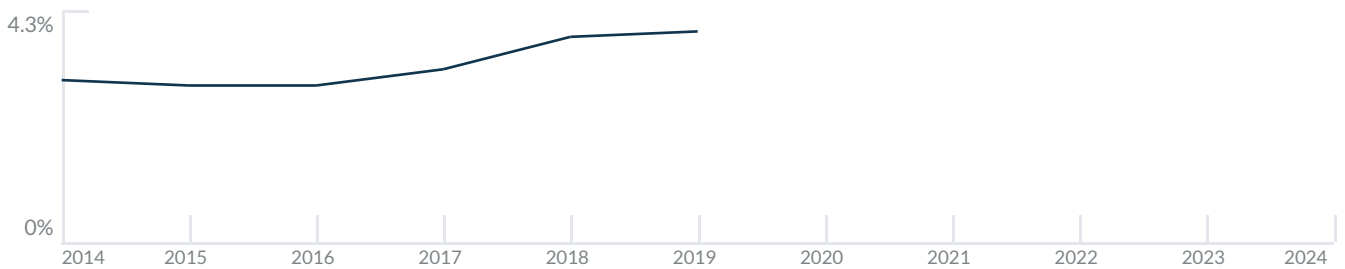
30 YEARS FIXED 4.4%



15 YEARS FIXED 3.9%



5/1-YEAR ADJUSTABLE 3.9%



Schools

CLOSEST

Having good schools nearby is important if you have kids or plan to rent or sell your home. Ratings are retrieved from the leading independent and nonprofit GreatSchools©

ELEMENTARY SCHOOL	MIDDLE SCHOOL	HIGH SCHOOL
Alpha Charter Of Aspire Eng	Genio Maria De Hostos Youth Leadership Charter School	World School Of The Arts
1/10	1/10	10/10

Insights

IN BRICKELL ROADS TOWNHOUSE

Below the average listing prices of available unit per property type.



Activity

SOLD OR RENTED

Below the latest transactions reported by the local MLS Association for Brickell Roads Townhouse

\$4,000 UNIT 102 RENTED MAR 2023 2 Baths 2 Beds	\$3,600 UNIT 109 RENTED FEB 2022 2 Baths 2 Beds	\$430,000 UNIT 101 SOLD FEB 2022 2 Baths 2 Beds
\$399,000 UNIT 104 SOLD AUG 2021 2 Baths 1 Bed	\$385,000 UNIT 106 SOLD JUL 2021 2 Baths 2 Beds	\$399,900 UNIT 102 SOLD JUL 2021 2 Baths 2 Beds

Sold

LAST 20 PROPERTIES SOLD IN BRICKELL ROADS TOWNHOUSE

Unit	Price	Beds/Baths	\$/Sqft	Sqft	Buying Date	Days on Market
101	\$430,000	2/2	\$338.6	1,270	Oct 2021	52
104	\$399,000	1/2	\$314.2	1,270	Jul 2021	164
106	\$385,000	2/2	\$320.8	1,200	Jul 2021	20
102	\$399,900	2/2	\$314.9	1,270	Aug 2020	33
109	\$360,000	2/2	\$318.6	1,130	Jul 2019	23
108	\$350,000	2/2	\$309.7	1,130	Oct 2018	29
106	\$2,250	2/2	\$1.9	1,200	Mar 2018	14
105	\$350,000	2/2	\$286.9	1,220	Aug 2016	624
106	\$339,000	2/2	\$282.5	1,200	Jun 2015	203
112	\$299,999	2/2	\$265.5	1,130	Mar 2014	7
N/A	\$274,900	2/2	\$229.1	1,200	Jan 2014	68
104	\$299,000	2/2	\$235.4	1,270	Nov 2013	356
103	\$275,000	2/2	\$216.5	1,270	Mar 2013	182
108	\$199,000	2/2	\$176.1	1,130	May 2010	10
112	\$335,000	2/2	N/A	N/A	Apr 2007	50
110	\$299,999	2/2	\$265.5	1,130	Mar 2007	295
108	\$299,000	2/2	\$264.6	1,130	Dec 2006	173
105	\$330,000	2/2	\$253.8	1,300	Nov 2006	61

Rented

LAST 20 PROPERTIES RENTED IN BRICKELL ROADS TOWNHOUSE

Unit	Price	Beds/Baths	\$/Sqft	Sqft	Rented Date	Days on Market
102	\$4,000	2/2	\$3.1	1,270	Mar 2023	8
109	\$3,600	2/2	\$3.2	1,130	Dec 2021	11
112	\$2,099	2/2	\$1.9	1,130	Aug 2019	137
A110	\$2,200	2/2	\$1.8	1,200	Jun 2019	48
110	\$2,200	2/2	\$1.9	1,130	May 2019	70
101	\$2,250	2/2	\$1.8	1,270	Oct 2018	17
110	\$2,200	2/2	\$1.9	1,130	Feb 2018	56
103	\$2,100	2/2	\$1.7	1,270	Jun 2017	11
101	\$2,250	2/2	\$1.8	1,270	Jun 2017	12
103	\$2,100	2/2	\$1.7	1,270	Jun 2017	11
101	\$2,250	2/2	\$1.8	1,270	Jun 2017	12
110	\$2,000	2/2	\$1.8	1,130	Dec 2016	191
110	\$2,000	2/2	\$1.8	1,130	Dec 2016	191
302	\$1,500	1/1	\$2.0	740	Oct 2016	52
108	\$2,250	2/2	\$2.0	1,130	Aug 2016	58
109	\$2,000	2/2	\$1.8	1,130	Nov 2012	50
105	\$2,100	2/2	\$1.7	1,220	Nov 2012	22
103	\$2,000	2/2	\$1.6	1,270	Oct 2012	59
109	\$1,750	2/2	\$1.5	1,130	Nov 2011	36
103	\$1,750	2/2	\$1.4	1,270	Feb 2011	39

Currently Listed

ACTIVE LISTINGS 1/1

Unit	Price	Beds/Baths	\$/Sqft	Sqft	Listing Date	Owner
109	\$3,300/mth	2/2	\$2.9	1130	Feb 2024	IVANKA L JOT...